



**KDSB**  
KENORA DISTRICT SERVICES BOARD  
Caring | People | Community | Support

Through the support of the Ministry of Housing, the Kenora District Services Board (KDSB) has conducted its first Period Prevalence Count (PPC) of homelessness in each of the nine municipalities of the Kenora District. The results of this project will help Ontario and local governments to better understand the scale and nature of homelessness in order to prevent and reduce it proactively.

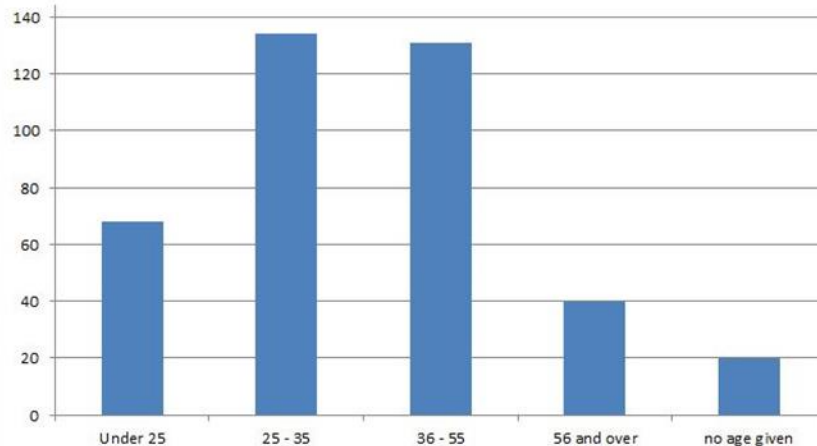
The KDSB will use the results from the PPC for future service planning and results will be available to local agencies, local government, and the general public through a report that will be presented at a community forum and on the KDSB website. This project will allow communities to gain a better understanding of the multi-faceted issues related to forms of homelessness in the Kenora District.

## Kenora District Homelessness Enumeration Period Prevalence Count

### Number of Surveys completed by Community :

<b>Dryden</b>	<b>67</b>
<b>Ignace</b>	<b>5</b>
<b>Kenora</b>	<b>223</b>
<b>Lac Seul Unincorp.</b>	<b>1</b>
<b>Vermilion Bay</b>	<b>1</b>
<b>Pickle Lake</b>	<b>11</b>
<b>Red Lake</b>	<b>19</b>
<b>Sioux Lookout</b>	<b>66</b>
<b>Total</b>	<b>393</b>

### Age of the individuals surveyed:



A Period Prevalence Count (PPC) allows for thorough collection of data. It allows for strategic outreach and systematic approach to the collection of information.

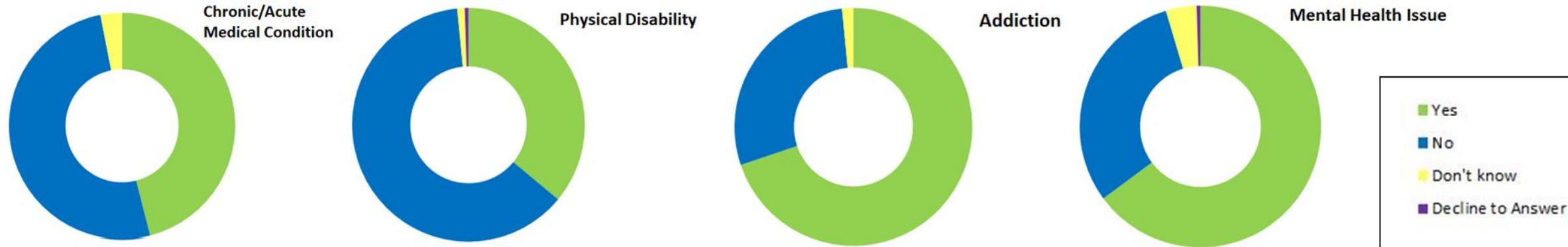
## MARK YOUR CALENDAR!

**KDSB will be sharing  
Community Specific Data**

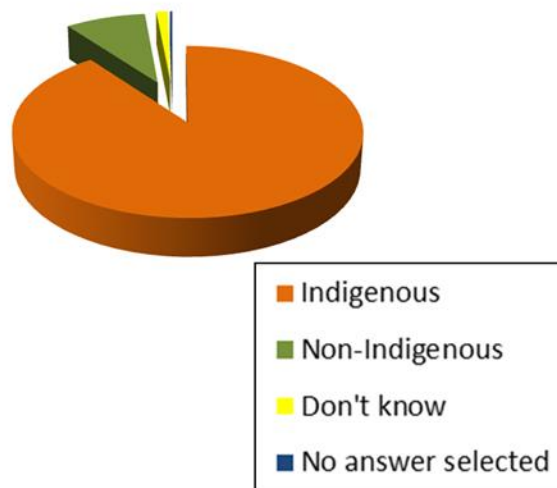
**Fall 2018**

KDSB will work with each community to determine  
where, when and how.

## Challenges impacting the homeless population in the Kenora District:



## Racial Identity of the homeless population in the Kenora District:



## Communities and dates where a Period Prevalence Count was conducted:



Ignace	April 30/May 1
Pickle Lake	May 2/3/4
Machin	May 7/8
Sioux Narrows/Nestor Falls	May 9/10/11
Kenora	May 14/15/16/17/18
Sioux Lookout	May 22/23/24/25
Ear Falls	May 28/29
Red Lake	May 30/June 1
Dryden	June 4/5/6/7/8

## Gender Identity of the individuals surveyed:

Male	56%
Female	42%
Transgender, Two-spirit, Genderqueer	1%
Declined to Answer	1%

## Next Steps:

- Submit data to the Province as outlined in the Homelessness Enumeration Requirements.
- Prepare a District Level Report.
- Drill down into community specific data to support community specific needs identification.
- Share community specific data with service delivery partners to support community well-being plans.

## Thank you!